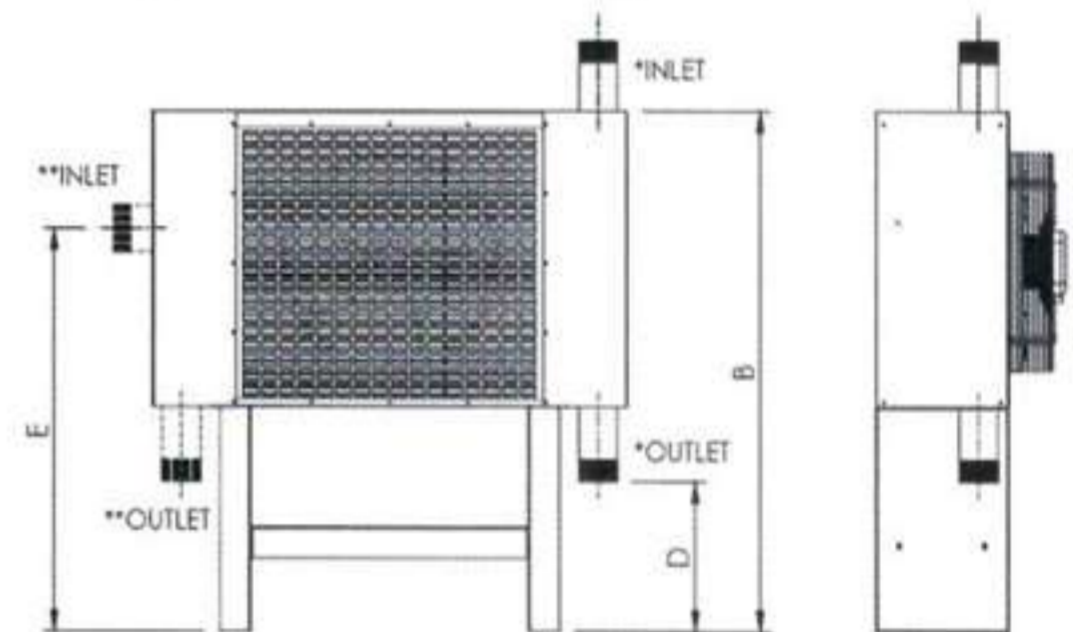
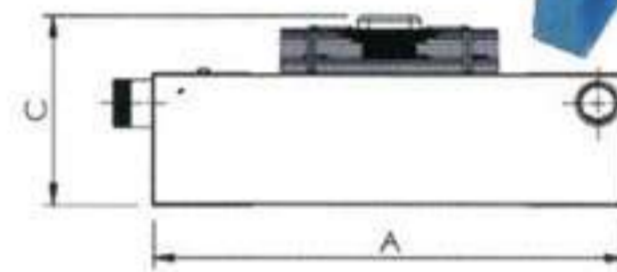




# DAC Series

## Air Cooled - After Cooler For Asia



**CAPACITY :** 1.8 - 36 M<sup>3</sup> / min

**AIR CONNECTION :** 1" ~ 3"

**MAX.WORKING PRESSURE :** 16 Kg/cm<sup>2</sup>

**FLOW RATE REFERS TO :**

99 °C INLET

35 °C AMBIENT

+ 10 °C OUTLET OF AMBIENT TEMP.

Series	Air flow rate		V / Ph / Hz.	Conn.	Dimension (mm.)					Weight (Kg.)
	M <sup>3</sup> /min	CFM			A	B	C	D	E	
DAC 015	1.8	63	220/1/50	1"	460	655	235	368	-	17
DAC 040	5.5	193	220/1/50	1-1/2"	653	825	280	362	-	29
DAC 075	11	385	220/1/50	2"	782	882	293	375	-	38
DAC 150	22	770	380/3/50	2-1/2"	912	995	363	287	-	51
DAC 250	36	1260	380/3/50	3"	965	1430	430	-	1042	76
DAC 400	61	2129	380/3/50	4"FL	1250	1650	480	-	1200	101

\* INLET & OUTLET FOR MODEL DAC 015 - 075  
 \* INLET FOR MODEL DAC 150  
 \*\* OUTLET FOR MODEL DAC 150  
 \*\* INLET & OUTLET FOR MODEL DAC 250-400



## บริษัท นิวแม็กซ์ จำกัด | แพนค AIR COMPRESSOR

107/1 Chaloom Phrakiat R.9 Rd., Pravet, Bangkok 10250, Thailand.

Tel. 02-726-8000 ต่อ 640, 644 Email : sales.air@pneumax.co.th

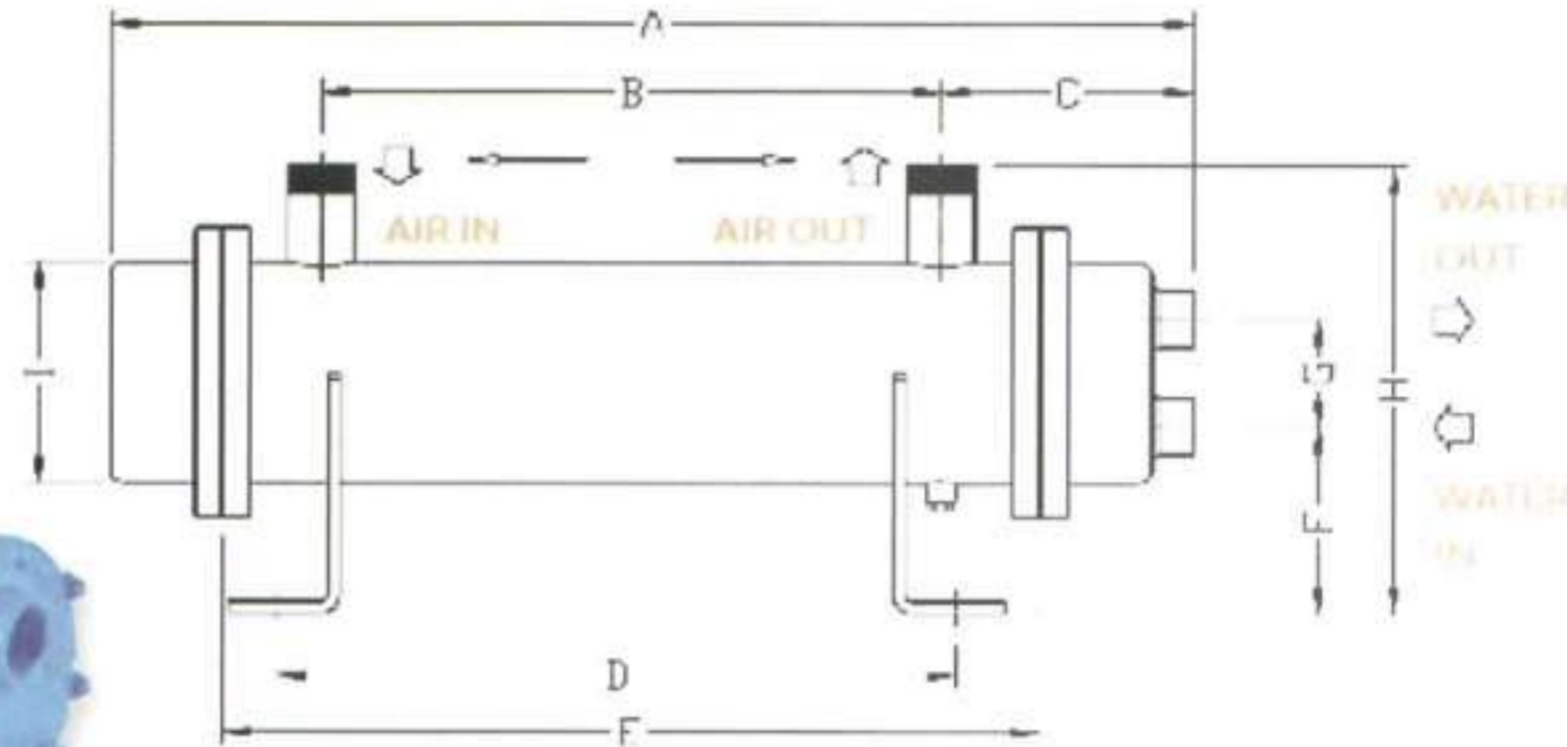

www.pneumax.co.th

# WATER COOLED - AFTER COOLER

DAW-040 ~ 350



DAW-450 ~ 4000



ITEM	SERIES	DAW-040	DAW-060	DAW-125	DAW-175	DAW-270	DAW-350	DAW-450	DAW-550	
Air - flow rate (A)	M <sup>3</sup> /min	4,5	7,0	16	28	36	48	63	75	
Air - flow rate (B)	M <sup>3</sup> /min	5,4	8,4	19	34	43	58	74	80	
Air - in pipe size	Inch	1-1/2" PT	2" PT	2-1/2" PT	2-1/2" PT	3" PT	3" PT	4" PT	4" PT	
Air - out pipe size	Inch	1-1/2" PT	2" PT	2-1/2" PT	2-1/2" PT	3" PT	3" PT	4" PT	4" PT	
Air drain pipe size	Inch	1/2" PT	1/2" PT	1/2" PT	1/2" PT	1/2" PT	1/2" PT	1/2" PT	1/2" PT	
Dimension	A	mm.	780	930	1205	1405	1460	1710	1235	1435
	B	mm.	448	570	795	965	1032	1265	760	660
	C	mm.	181	195	223	238	235	243	260	260
	D	mm.	490	522	742	902	942	1192	710	910
	E	mm.	600	800	950	1100	1300	1500	1000	1200
	F	mm.	140	140	200	200	200	200	174	174
	G	mm.	80	80	100	100	100	100	120	120
	H	Inch	335	335	455	455	478	478	486	486
	I	mm.	6"	6"	8"	8"	8"	8"	10"	10"
Water - in pipe size	Inch	1"	1"	1"	1"	1-1/2"	1-1/2"	2"	2"	
Water - out pipe size	Inch	1"	1"	1"	1"	1-1/2"	1-1/2"	2"	2"	
Water - flow rate	L/hr	1800	2100	3800	4500	5500	6300	7600	10000	
Weight	Kg.	32	43	83	96	113	130	135	145	

ITEM	SERIES	DAW-650	DAW-750	DAW-850	DAW-950	DAW-1200	DAW-1700	DAW-2500	DAW-4000	
Air - flow rate (A)	M <sup>3</sup> /min	80	93	116	125	140	180	250	430	
Air - flow rate (B)	M <sup>3</sup> /min	92	115	124	141	178	240	275	498	
Air - in pipe size	Inch	6" PT	6" PT	6" PT	8" PT	8" PT	10" PT	10" PT	12" PT	
Air - out pipe size	Inch	6" PT	6" PT	6" PT	8" PT	8" PT	10" PT	10" PT	12" PT	
Air drain pipe size	Inch	1/2" PT	3/4" PT	3/4" PT	3/4" PT	3/4" PT	3/4" PT	3/4" PT	3/4" PT	
Dimension	A	mm.	1645	1835	1755	1955	2155	2070	2360	2500
	B	mm.	1120	1310	1170	1370	1570	1300	1590	1500
	C	mm.	285	285	315	315	315	415	415	500
	D	mm.	1120	1260	1170	1370	1370	1241	1503	1500
	E	mm.	140	1600	1500	1700	1900	1700	1900	1900
	F	mm.	174	174	214	214	214	225	225	250
	G	mm.	120	120	150	150	150	156	156	160
	H	Inch	516	516	607	607	607	632	632	730
	I	mm.	10"	10"	12"	12"	12"	14"	14"	16"
Water - in pipe size	Inch	2"	2"	2"	2-1/2"	2-1/2"	3"	3"	3"	
Water - out pipe size	Inch	2"	2"	2"	2-1/2"	2-1/2"	3"	3"	3"	
Water - flow rate	L/hr	12000	13000	15500	17000	19000	24000	32000	42000	
Weight	Kg.	162	180	220	240	265	295	330	456	

(A) Nominal cooling capacity conditions : Cooling water in 30 C, water Out 36 °C, Air in 99 °C, Air out 40 °C

(B) Nominal cooling capacity conditions : Cooling water in 25 C, water Out 30 °C, Air in 99 °C, Air out 33 °C

Air pressure 7 bar, Water pressure 3 bar



## บริษัท นิวแม็กซ์ จำกัด | แพนค AIR COMPRESSOR

107/1 Chaloen Phrakiat R.9 Rd., Praset, Bangkok 10250, Thailand.

Tel. 02-726-8000 ต่อ 640, 644 Email : sales.air@pneumax.co.th

www.pneumax.co.th